

APPENDIX 1. IN-CLASS TRAVEL SURVEYS



GRADES 4-5 TRAVEL SURVEY 2019

CCRPC staff interviewed all 4th and 5th graders on Monday, May 13th, 2019. CCRPC administered travel tallies by asking students by a show of hands how they arrived at school that morning. CCRPC also asked students about their opinions on walking and biking to school.

TABLE A1: GRADE 4-5 TRAVEL SURVEY RESULTS

Northview School In-Class Travel Tallies - 5/13/2019						
Grade	Walk	Bike	Walked to the Bus Stop	School Bus	Family Vehicle	TOTAL (excluding Walked to Bus Stop)
4	9	3	3	1	26	39
5	15	3	2	7	24	49
TOTAL	24	6	5	8	50	93

TABLE A2: GRADE 4-5 TRAVEL SURVEY RESULTS (PERCENTAGE)

Northview School In-Class Travel Tallies - 5/13/2019					
Grade	Walk	Bike	Walked to the Bus Stop	School Bus	Family Vehicle
4	23.1%	7.7%	7.7%	2.6%	66.7%
5	30.6%	6.1%	4.1%	14.3%	49%
Average	25.8%	6.5%	8.6%	5.4%	53.8%

Comments:

- One 4th grade student walks home after school.
- Six 5th grade students walk home after school.
- Two 5th grade bikers start near the water tower, bike past St. Malachy School, to Northview School.
- Three 4th grade students came to school in a daycare van.

Question #6: If you walked or biked to school, how often do you do it?

TABLE A3: QUESTION #6 RESULTS

Grade	Regularly	Once in Awhile	TOTAL
4	6	4	10
5	6	9	15
TOTAL	12	13	25

A1

A2

A3

A4

A5

A6

A7

Question #7: If you walk or bike to school or the bus stop, **what problems do you face?**

TABLE A4: QUESTION #7 RESULTS

Illinois Drive	1	0	1
Location unspecified - cement is uneven on the sidewalk near student's home	1	0	1
Cold air blowing	1	0	1
Occasionally a problem, but not always	1	0	1
Rain	0	2	2
Snow	0	2	2
When it snows, student gets a car ride to school	0	1	1
Bel Aire Drive	1	0	1
Grove Avenue	0	1	1
When cars slow down, student gets nervous	1	0	1
Bel Aire Drive - drivers speed despite 20 MPH speed limit and people watching	1	0	1
Cars & bikers don't know when to cross - both use a "Go," "No, you go" approach	0	1	1
Grove Avenue	2	1	3
<i>Grove Avenue by Dollar Tree</i>	1	0	1
<i>Students run across the street because they are afraid of being hit by a car</i>	1	1	2
<i>Wants a teacher to help them cross Grove Ave.</i>	1	0	1
Illinois Drive	1	0	1
Mitchell Court - busy street, hard to turn	1	0	1
No crosswalks	0	1	1
Street was busy, someone assisted student in crossing street	1	0	1
Bel Aire Drive - cars drive in the white lines of the Pedestrian Lane	1	0	1

Response	4th Grade	5th Grade	Total
Briarcliff Drive	0	1	1
Walker had to stop so quickly to not get hit by car that they dropped their papers and they flew up in the air	0	1	1
Clark Street	1	1	2
Cars make rolling stops at T-intersections on Clark Street	1	0	1
People drive crazy	1	0	1
Sheldon Street	0	2	2
Sometimes when walking, cars drive fast around the "Slow Children" signs and ignore them	1	0	1
f) Other:	18	12	30
Driver Behavior	7	4	11
Car pick-up zone at school is messy, and there are too many cars	1	0	1
Cars cut pick-up line	0	1	1
Cars go around trains on train tracks	0	1	1
Cars ignore kids when they cross street	0	0	0
Cars parked in white line of Pedestrian Lane when student rides their bike, turns the corner, and is not expecting the parked car.	1	0	1
Drivers honk at students on Illinois Drive	0	1	1
Drivers cut in line	0	1	1
Student concerned about safety because bad car driving caused a bus accident	1	0	1
Student doesn't like the way people drive	1	0	1
Student was hit by a car while riding their bike in 3rd grade, and had to go to the hospital	1	0	1
The car pick-up line at school is LONG	1	0	1
Two people almost got hit by a car because the driver did not want to stop	1	0	1
Infrastructure	1	2	3
Fix stoplights	0	1	1
Lower the speed limit	1	0	1
Potholes covered in grass	0	1	1
No sidewalk	6	2	8
Bel Aire Drive - students don't always feel safe	1	0	1
Illinois Drive - feels unsafe without a sidewalk	0	1	1
Illinois Drive - feels safe even without a sidewalk	1	0	1
Pinecrest Drive	1	0	1

- A1
- A2
- A3
- A4
- A5
- A6
- A7

A1

A2

A3

A4

A5

A6

A7

Response	4th Grade	5th Grade	Total
<i>Personal Safety</i>	4	2	6
Beehives or wasp hives at Sheldon & Clark, under the red power box pole near the apartments	1	0	1
Bullying issue at same and different schools	0	1	1
Dogs biting	2	1	3
Little kids walk alone	0	1	1
When a girl and her dad walk places, she finds it scary and is afraid	1	0	1
<i>Traffic Safety</i>	0	2	2
Need more crossing guards	0	1	1
Students run across the street	0	1	1

Question #8: If you **don't** walk to school, why?

TABLE A5: QUESTION #8 RESULTS

Response	4th Grade	5th Grade	Total
a) Too far from school	12	10	22
Student doesn't bike to school because they live too far from school	0	1	1
b) Parents don't allow it	13	9	22
c) Broken Sidewalk	1	1	2
Everywhere	1	0	1
d) Weather	6	4	10
Rain sometimes	1	0	1
e) Feels Unsafe	5	4	9
f) Hard to Cross Streets	7	7	14
Mitchell Court	1	0	1
No crossing guards after 3 PM - need more crossing guards	0	1	1
Railroad	1	1	2
<i>Student lives near the train station, and the train almost hit her while she was walking.</i>	1	0	1
Student had to walk to his grandma's car parked at a hotel, but people driving into the parking lot were driving fast, which made walking scary for the student	1	0	1
g) Cars Drive Too Fast	11	4	15
Cars speed on US 136, near Rantoul Township High School track	0	1	1
Walker waits until cars are gone to cross the street	0	1	1
h) Don't own a bike	6	7	13
Owens a skateboard	0	1	1
i) Bike theft/stolen	13	14	27
Bel Aire Drive	1	0	1
Car ran over student's new bike	1	0	1
Mitchell Court - student's bike was unlocked, stolen on their 9th birthday	1	0	1
Female student's brother's bike was stolen in Rantoul, location unknown	1	0	1
Student had 2 bikes stolen	2	0	2
Student had 3 bikes stolen	3	0	3
Student's stolen bike was recovered	1	1	2

A1

A2

A3

A4

A5

A6

A7

Response	4th Grade	5th Grade	Total
j) Other:	27	21	48
After school activity: Art Club	0	1	1
Dark in the winter	0	1	1
Bicycling	0	6	6
Flat tire	0	1	1
No bike	0	1	1
Not allowed to bike on school grounds	0	1	1
Scared/nervous about bike getting stolen	0	1	1
Too many rules	0	1	1
Would bike more if there were bike lanes	0	1	1
Driver Behavior	0	1	1
Cars cut pick up line at school	0	1	1
Family Influence	4	3	7
Can't trust their brother to not get in trouble	0	1	1
Dad parks on Sheldon Street, son walks from school to Dad's car	1	0	1
Family can use a free cab to get around	1	0	1
If student's other brothers catch a cold, Mom doesn't bring them to school and the student bikes to school	1	0	1
Mom lets kids walk if they give their car to someone else to use	1	0	1
Parent doesn't trust child to bike to school	0	1	1
Student has to take care of their brothers	0	1	1
Infrastructure	18	3	21
Big holes create puddles when it rains	1	0	1
Big potholes on Illinois Drive covered in grass	0	1	1
Big potholes near Rantoul Township High School	0	1	1
Want bike paths - would bike if there were more	9	0	9
Want sidewalks - would walk if there were more	8	0	8
Want streetlights to make the streets brighter	0	1	1
No sidewalk	1	0	1
Eastview Drive	1	0	1
Personal Safety	0	0	0
Lots of Cars	0	0	1
Traffic	1	0	1
Bullying after school	0	0	0
It's scary	0	0	0
It's too creepy	0	0	0

Response	4th Grade	5th Grade	Total
Traffic Safety	4	1	5
Almost got hit by a car	1	1	2
Cars driving too close to the white line of the Pedestrian Lane	0	0	0
Kids walking by themselves not looking before walking/ crossing the street	0	0	0
Teacher's 4th grade child was hit by a car in Champaign on Springfield Avenue near a convenience store where there is no sidewalk.	1	0	1
Teacher's 10th grade child was hit by a car in Champaign on Mattis Avenue between Kirby Ave. & Sangamon Ave. while running on the cross country team	1	0	1
When driving once, the parent looked both ways, but a car came from out of nowhere and hit them, so they are afraid to walk	1	0	1

Question #9: If these problems **didn't** exist, how many of you **would** walk or bike to school?

TABLE A6: QUESTION #9 RESULTS

Grade	Tally	# of Students Present	Percentage
4	31	39	79.5%
5	22	55	40%
Total	53	94	56.4%

Comments:

- 4th grade class: students want no cars at all, so they can ride their bikes.
- 5th grade class: They would walk or bike to school if cars did not exist.

A1

A2

A3

A4

A5

A6

A7

APPENDIX 2. WALKABILITY CHECKLISTS

WALKABILITY CHECKLISTS 2019

Following are the results of the walkability checklists sent by CCRPC and RCS #137 to students and parents in Spring 2019 to see how safe they felt walking to school.

QUESTION #1: DID YOU HAVE ROOM TO WALK?

FIGURE A1: QUESTION #1 RESULTS

Did you have room to walk, Northview?

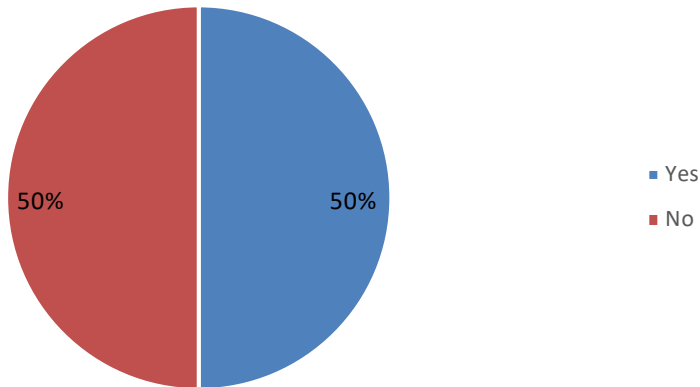


TABLE A7: QUESTION #1 RESULTS

Did you have room to walk?	
Yes	32
No	32

FIGURE A2: Q1 ISSUES ALONG THE ROUTE

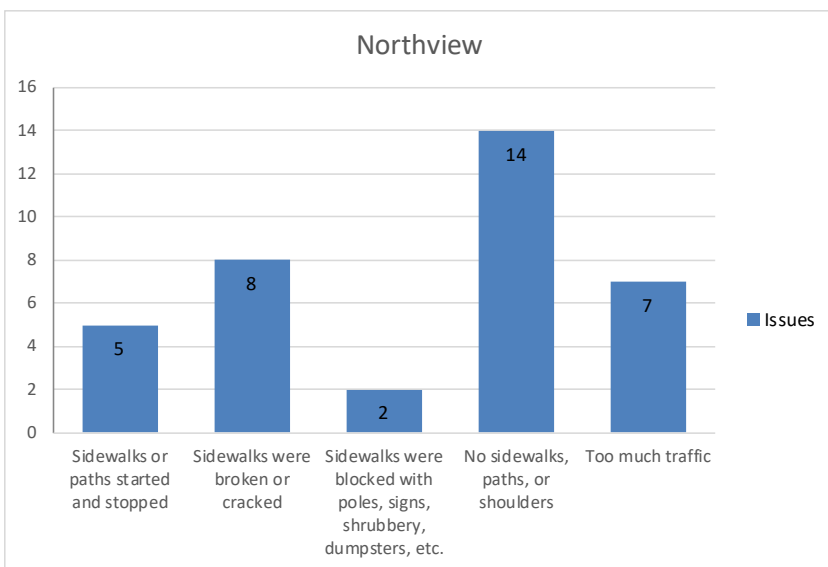


TABLE A8: Q1 ISSUES ALONG THE ROUTE

Issues along the Route	
Sidewalks or paths started and stopped	5
Sidewalks were broken or cracked	8
Sidewalks were blocked with poles, signs, shrubbery, dumpsters, etc.	2
No sidewalks, paths, or shoulders	14
Too much traffic	7

TABLE A9: Q1 LOCATIONS & PROBLEMS

Location of Problems	Type of Problems at Locations Listed
Oakcrest Drive	No Sidewalk
Illinois Drive	Traffic too fast
Oakcrest Drive	Heavy traffic

FIGURE A3: Q1 RATING

Rating, Northview

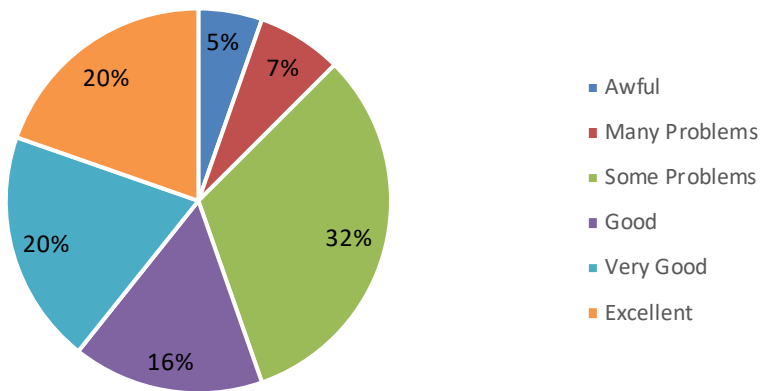


TABLE A10: Q1 RATING

Q1 Rating	
(1) Awful	3
(2) Many Problems	4
(3) Some Problems	18
(4) Good	9
(5) Very Good	11
(6) Excellent	11

- A1
- A2
- A3
- A4
- A5
- A6
- A7

QUESTION #2: WAS IT EASY TO CROSS STREETS?

FIGURE A4: QUESTION #2 RESULTS

Was it easy to cross streets, Northview?

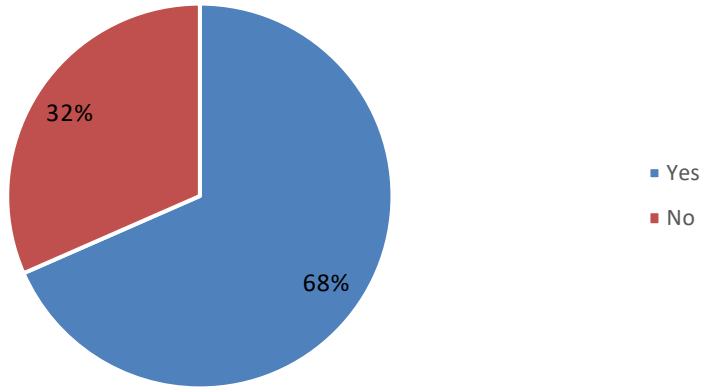


TABLE A11: QUESTION #2 RESULTS

Was it easy to cross streets?	
Yes	39
No	18

FIGURE A5: Q2 ISSUES ALONG THE ROUTE

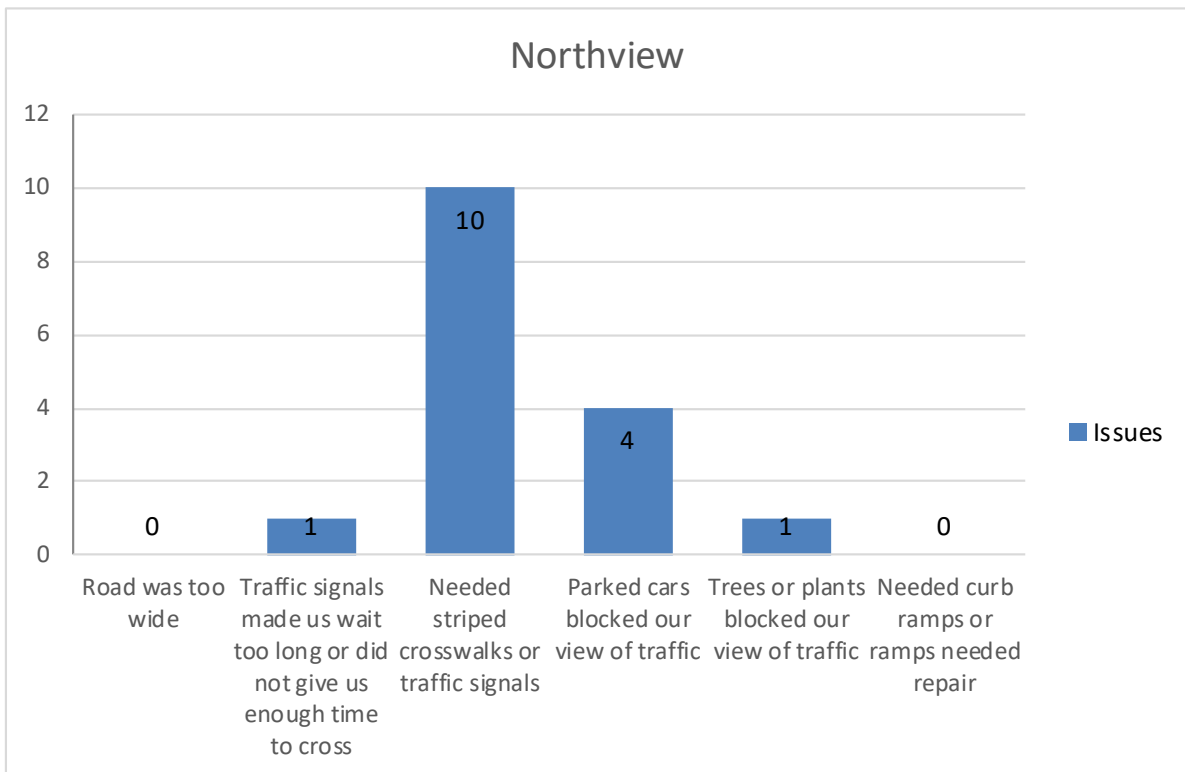
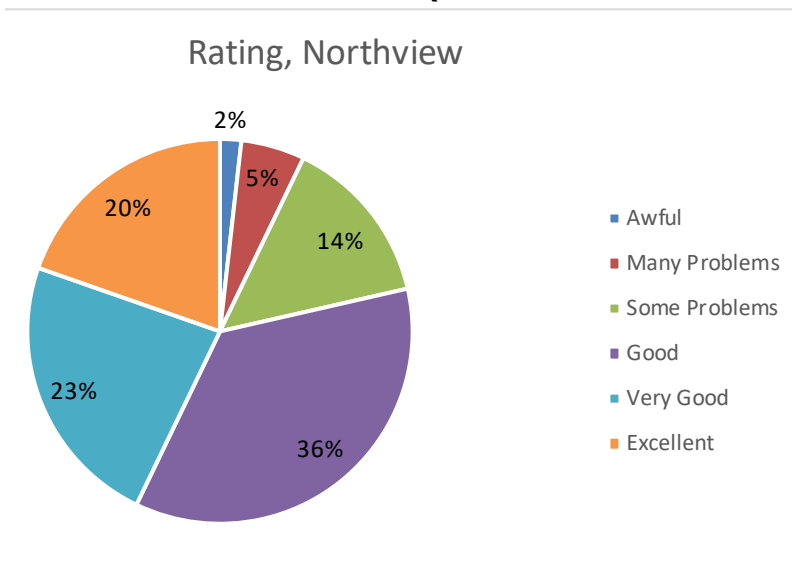


TABLE A12: Q2 ISSUES ALONG THE ROUTE

Issues along the Route	
Road was too wide	0
Traffic signals took too long or did not give us enough time to cross	1
Needed striped crooswalk or traffic signal	10
Parked cars blocked our view of traffic	4
Trees or plants blocked our view of traffic	1
Needed curb ramps or ramps needed repair	0

TABLE A13: Q2 LOCATIONS & PROBLEMS

Location of Problems	Type of Problems at Locations Listed
Illinois Drive	Traffic not stopping
Illinois Drive	Cars do not let people cross

FIGURE A6: Q2 RATING**TABLE A14: Q2 RATING**

Q2 Rating	
(1) Awful	1
(2) Many Problems	3
(3) Some Problems	8
(4) Good	20
(5) Very Good	13
(6) Excellent	11

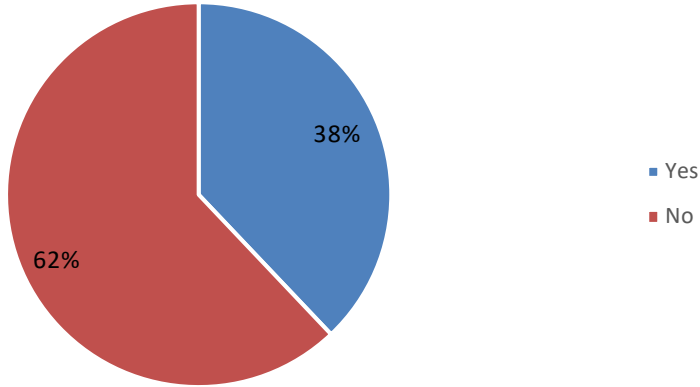
A1

QUESTION #3: DID DRIVERS BEHAVE WELL?

A2

FIGURE A7: QUESTION #3 RESULTS

Did drivers behave well, Northview?



A3

A4

A5

A6

A7

TABLE A15: QUESTION #3 RESULTS

Did drivers behave well?	
Yes	22
No	36

FIGURE A8: Q3 ISSUES WITH THE DRIVERS

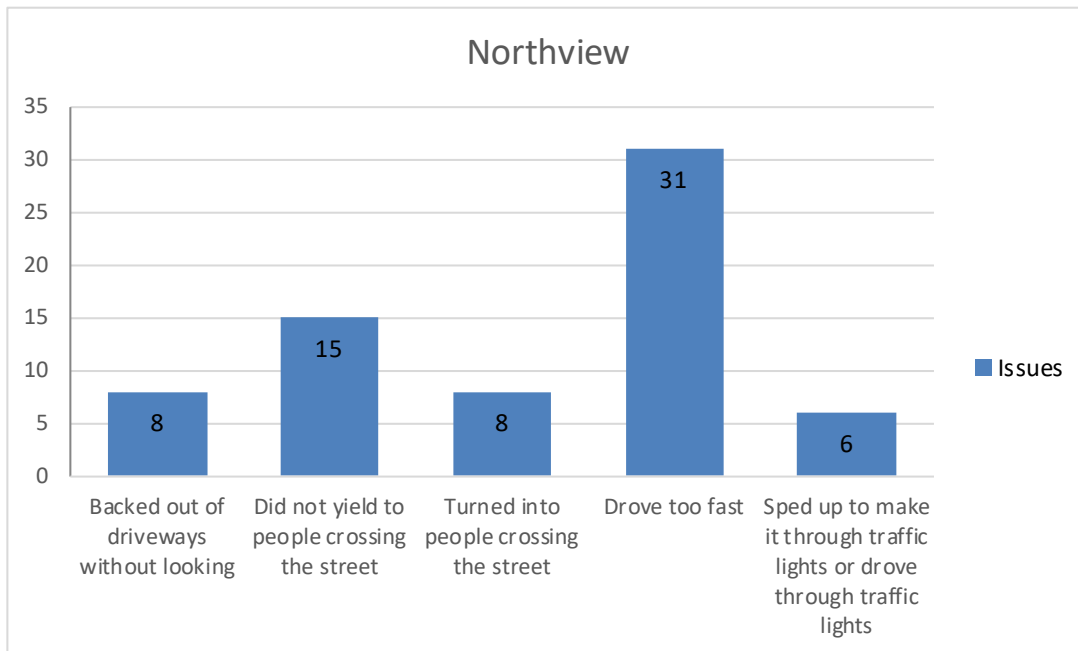


TABLE A16: Q3 ISSUES WITH THE DRIVERS

Issues with the Drivers	
Backed out of the driveways without looking	8
Did not yield to people crossing the street	15
Turned into people crossing the street	8
Drove too fast	31
Sped up to make it through traffic light or drove through traffic lights	6

FIGURE A9: Q3 RATING

Rating, Northview

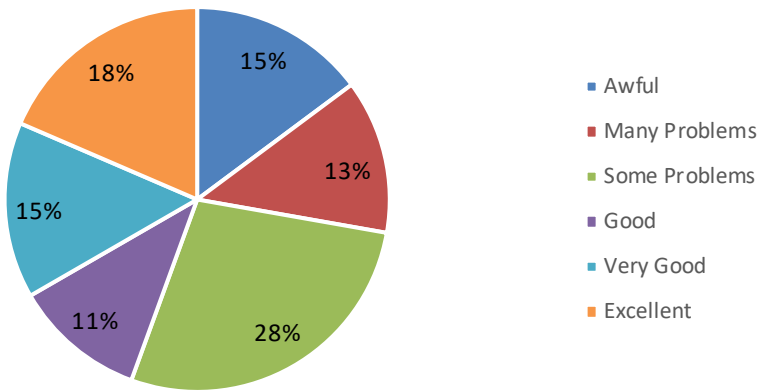


TABLE A17: Q3 RATING

Q3 Rating	
(1) Awful	8
(2) Many Problems	7
(3) Some Problems	15
(4) Good	6
(5) Very Good	8
(6) Excellent	10

A1

A2

A3

A4

A5

A6

A7

QUESTION #4: WAS IT EASY TO FOLLOW SAFETY RULES? COULD YOU AND YOUR CHILD....

FIGURE A10: QUESTION #4 RESULTS

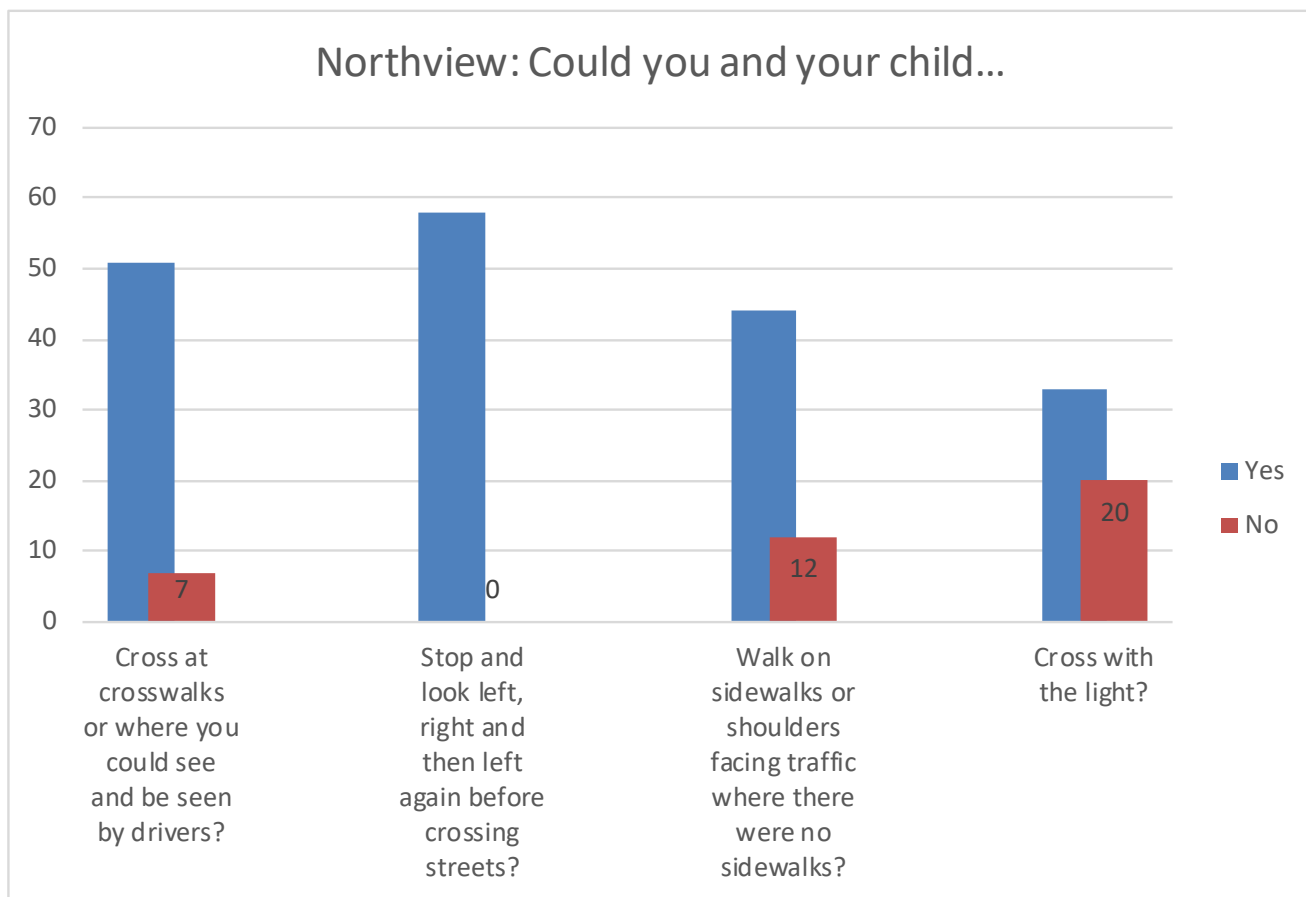


TABLE A18: QUESTION #4 RESULTS

Was it easy to follow safety rules? Could you and your child..				
	Cross at crosswalks or where you could see and be seen by drivers?	Stop and look left, right, and then left again before crossing streets?	Walk on sidewalks or shoulders facing traffic where there were no sidewalks?	Cross with the light?
Yes	51	58	44	33
No	7	0	12	20

TABLE A19: Q4 LOCATIONS & PROBLEMS

Location of Problems	Type of Problems at Locations Listed
Clark Street and Oakcrest Drive	No light
Oakcrest Drive	Heavy and fast traffic
Golfview Road	No light or Crosswalk

FIGURE A11: Q4 RATING

Rating, Northview

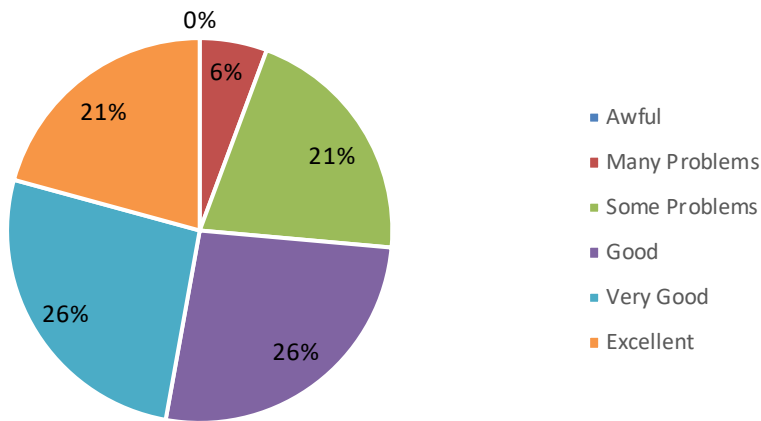


TABLE A20: Q4 RATING

Q4 Rating	
(1) Awful	0
(2) Many Problems	3
(3) Some Problems	11
(4) Good	14
(5) Very Good	14
(6) Excellent	11

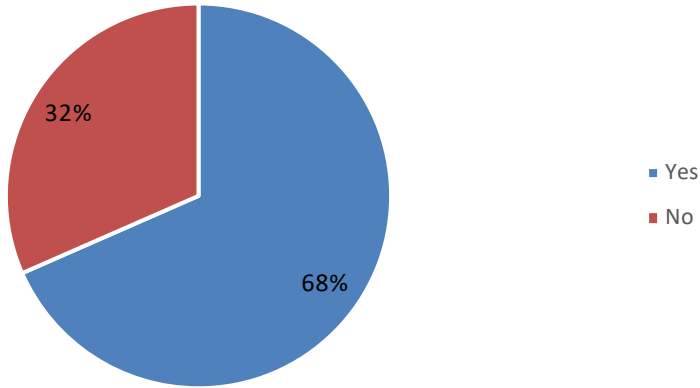
A1

QUESTION #5: WAS YOUR WALK PLEASANT?

A2

FIGURE A12: QUESTION #5 RESULTS

Was your walk pleasant, Northview?



A3

A4

A5

A6

A7

TABLE A21: QUESTION #5 RESULTS

Was your walk pleasant?	
Yes	29
No	18

FIGURE A13: Q5 ISSUES ALONG THE ROUTE

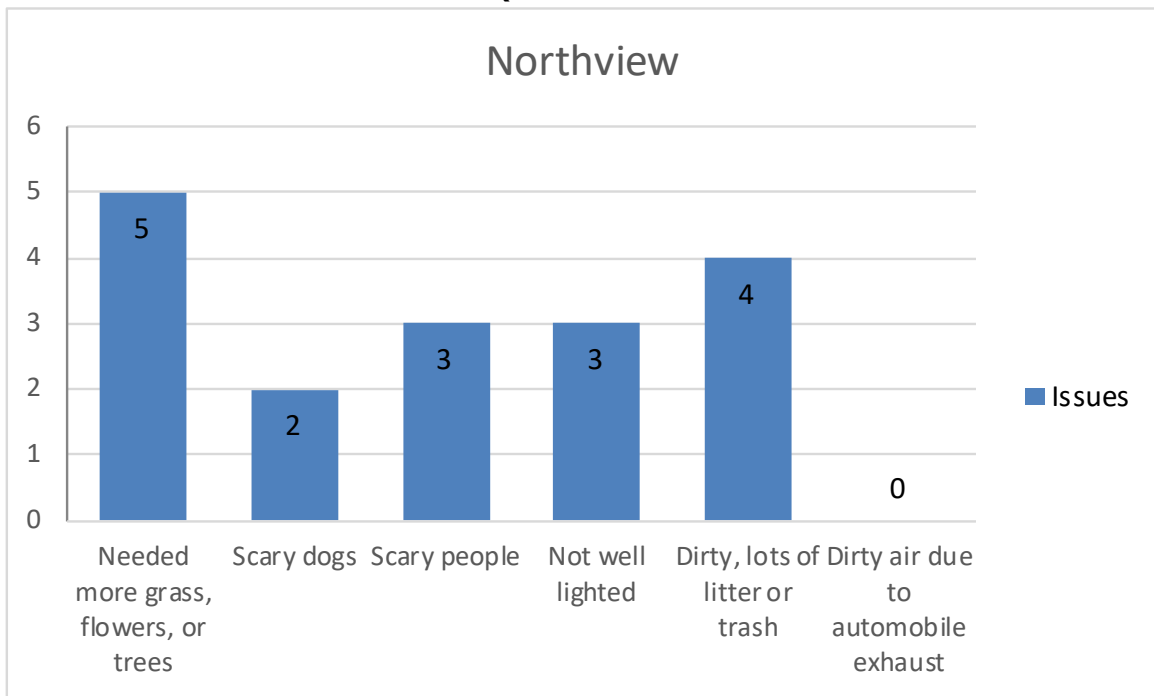


TABLE A22: Q5 ISSUES ALONG THE ROUTE

Issues along the Route	
Needed more grass, flowers, or trees	5
Scary dogs	2
Scary people	3
Not well lit	3
Dirty, lots of litter or trash	4
Dirty air due to automobile exhaust	0

TABLE A23: Q5 LOCATIONS & PROBLEMS

Location of Problems	Type of Problems at Locations Listed
Former Chanute Air Force base	Like to have new parks there
Illinois Drive	Cars do not like to yield for kids
Illinois Drive	Cars do not like to yield for kids
Illinois Drive	Drove too fast
Illinois Drive	Fast cars
Illinois Drive	Road is broken
Illinois Drive	Road is broken
North Sheldon Street	House with yard full of toys/stuff everywhere
Oakcrest Drive	Heavy traffic
Oakcrest Drive	No sidewalk
Oakcrest Drive	No sidewalk
Oakcrest Drive	No sidewalks

A1

A2

A3

A4

A5

A6

A7

FIGURE A14: Q5 RATING

Rating, Northview

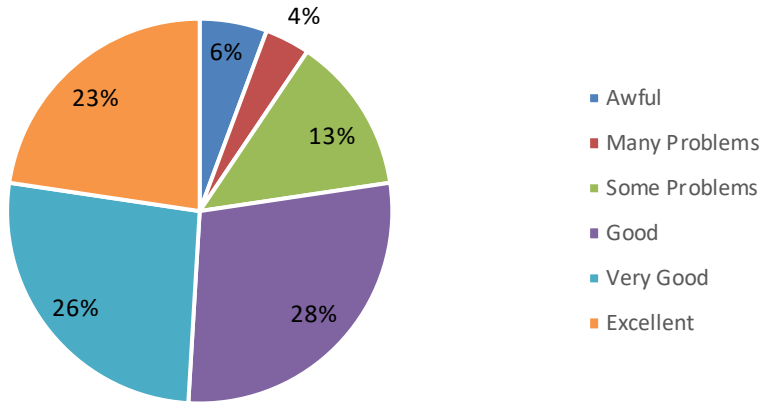


TABLE A24: Q5 RATING

Q5 Rating	
(1) Awful	3
(2) Many Problems	2
(3) Some Problems	7
(4) Good	15
(5) Very Good	14
(6) Excellent	12

QUESTION #6: HOW DOES YOUR NEIGHBORHOOD STACK UP?

FIGURE A15: OVERALL RATING

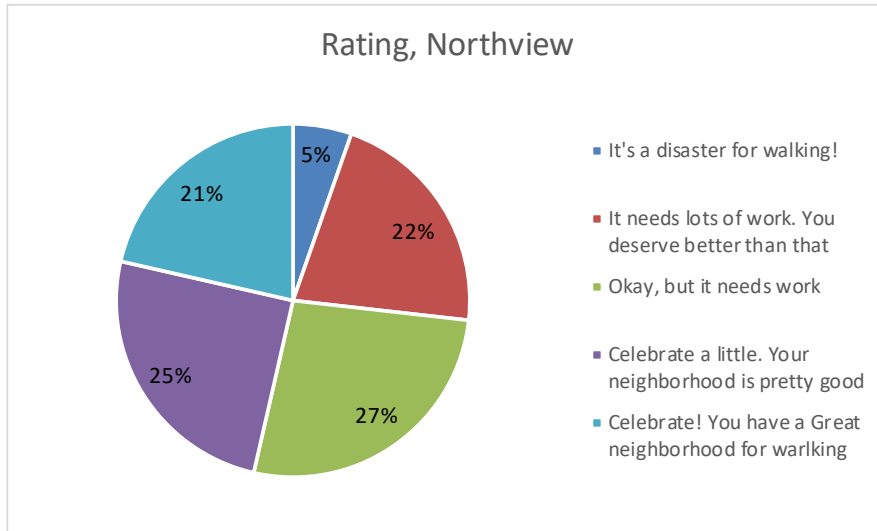


TABLE A25: OVERALL RATING

Score Range	Rating	#
5-10	It's a disaster for walking!	3
11-15	It needs lots of work. You deserve better than that	12
16-20	Okay, but it needs work	15
21-25	Celebrate a little. Your neighborhood is pretty good	14
26-30	Excellent	12